

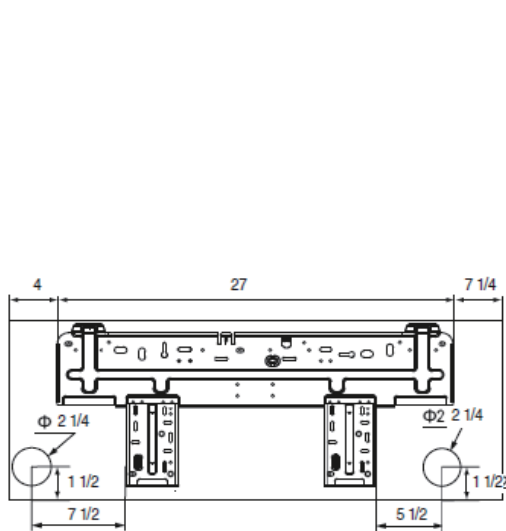
SPLIT TYPE
VIOLET
**Model:
KW18HQ2B8D**


Item	Unit	Specification
ODU Model	—	KW18HQ2B8DO
IDU Model	—	KW18HQ2B8DI
System Ratings		
Cooling Capacity	Btu/h	18,000
Heating Capacity (47°F)	Btu/h	19,800
Heating Capacity (17°F)	Btu/h	12,400
Cooling Capacity Range	Btu/h	6,800-20,000
Heating Capacity Range	Btu/h	7,340-23,500
Cooling Power Input (Max)	W	2,600
Heating Power Input (Max)	W	2,600
SEER	—	20.0
HSPF	—	11.0
EER	W/W	12.5
COP	W/W	4.7
Cooling Operation Range	°F(°C)	0~115.0 (-18.0~46.0)
Heating Operation Range	°F(°C)	-4~75.0 (-20.0~24.0)
Gas Pipe Size (OD)	Inch	5/8
Liquid Pipe Size (OD)	Inch	1/4
Connection Method	—	Flared
Factory Charge	oz	56.4
Additional Charge	oz/ft	0.54
Pre-Charge Length	ft.	25
MAX Refrigerant Length	ft.	82
Min Refrigerant Pipe Length	ft.	10
MAX Refrigerant Pipe Elevation	ft.	33
Indoor Unit Data		
Fan Motor Power Output	W	60
Fan Motor FLA	A	0.24
Air Flow Volume	CFM	335/559
Sound Pressure Level	dB(A)	39/47
Dehumidication	pt/hr	3.80
Power Supply	—	208/230V / 1Ph / 60Hz
Min/Max Voltage	V	187 - 253
MCA	A	16.0
MOCP/Breaker Size	A	25.0
Outdoor Unit Data		
Compressor Type	—	DC Inverter Rotary
Compressor RLA	A	12.1
Refrigerant Type	—	R410A
Fan Motor Power Output	W	60
Fan Motor FLA	A	0.49
Sound Pressure Level	dB(A)	55
Power Supply	—	208/230V / 1Ph / 60Hz
Min/Max Voltage	V	187 - 253
Main Supply Wire Size	—	10-2 AWG
MCA	A	16.0
MOCP/Breaker Size	A	25.0

Job Name:
Schedule Reference:
Date:



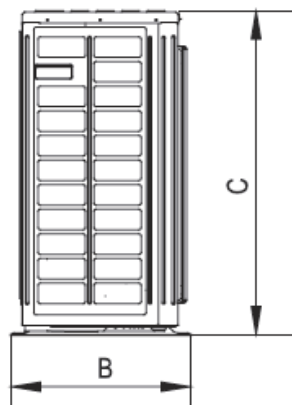
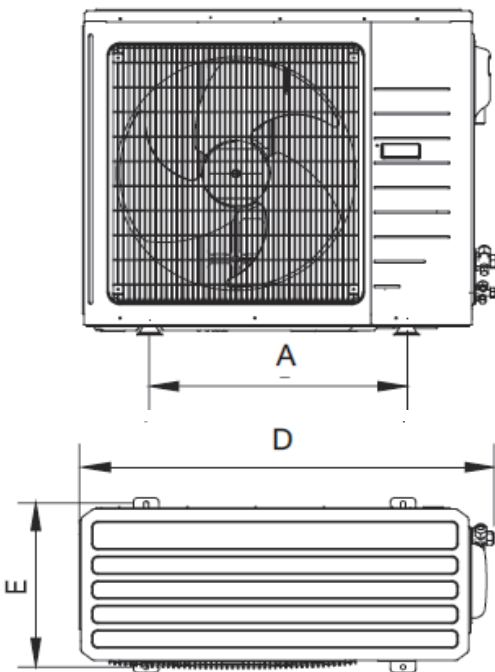
Outline and Physical Dimension of KW18HQ2B8D.



Dimensions	
A	38 1/4
B	11 3/4
C	8 3/4

Liquid Line Valve	1/4-in OD Flared
Gas Line Valve	5/8-in OD Flared
Drain Connector	5/8-in OD

y



Dimensions	
A	22
B	15 5/8
C	27 5/8
D	37 5/8
E	14 1/4

y

Liquid Line Valve	1/4-in OD Flared
Gas Line Valve	5/8-in OD Flared

Net Weight IDU	lb
Gross Weight IDU	lb
Net Weight ODU	lb
Gross Weight ODU	lb



COOLING PERFORMANCE (BtuH)*

Outdoor Ambient DB	Indoor Ambient Temperature							
	68F DB (20C)		73F DB (23C)		80F DB (27C)		82F DB (28C)	
	57F WB (14C)		61F WB (16C)		67F WB (19C)		68F WB (20C)	
	TC	SHC	TC	SHC	TC	SHC	TC	SHC
5°F	11,484	9,007	12,132	9,511	13,692	10,739	14,072	11,037
14°F	11,778	9,238	12,438	9,754	14,214	11,146	14,609	11,456
23°F	12,582	9,870	13,458	10,557	15,420	12,094	15,848	12,430
32°F	15,258	11,967	16,320	12,799	17,874	14,015	18,371	14,404
41°F	17,280	13,553	18,360	14,398	19,620	15,388	20,165	15,816
50°F	17,076	13,395	18,162	14,246	19,440	15,248	19,980	15,672
59°F	16,656	13,061	17,736	13,911	19,260	15,109	19,795	15,528
68°F	16,236	12,732	17,316	13,583	18,900	14,823	19,425	15,235
77°F	15,822	12,410	16,896	13,249	18,540	14,543	19,055	14,947
86°F	15,366	12,052	16,440	12,890	18,000	14,118	18,500	14,510
95°F	14,994	11,760	16,062	12,599	17,766	13,936	18,260	14,323
104°F	14,622	11,468	15,690	12,307	17,532	13,753	18,019	14,135
113°F	13,872	10,879	14,940	11,717	16,788	13,164	17,254	13,530

HEATING PERFORMANCE (BtuH)*

Outdoor Ambient DB	Indoor Ambient Temperature							
	68F DB (20C)		73F DB (23C)		80F DB (27C)		86F DB (30C)	
	57F WB (14C)		61F WB (16C)		67F WB (19C)		72F WB (22C)	
	TC	SHC	TC	SHC	TC	SHC	TC	SHC
-4°F	10,389	10,389	10,290	10,290	10,117	10,117	9,708	9,708
0°F	11,255	11,255	11,150	11,150	10,964	10,964	10,513	10,513
6°F	11,874	11,874	11,762	11,762	11,564	11,564	11,088	11,088
10°F	12,369	12,369	12,251	12,251	12,047	12,047	11,552	11,552
16°F	12,740	12,740	12,623	12,623	12,412	12,412	11,899	11,899
19°F	12,994	12,994	12,864	12,864	12,653	12,653	12,128	12,128
24°F	14,435	14,435	14,312	14,312	14,095	14,095	13,575	13,575
32°F	16,118	16,118	15,995	15,995	15,778	15,778	15,258	15,258
41°F	18,043	18,043	17,919	17,919	17,709	17,709	17,183	17,183
43°F	18,525	18,525	18,402	18,402	18,185	18,185	17,665	17,665
47°F	20,202	20,202	19,998	19,998	19,652	19,652	18,798	18,798
53°F	20,406	20,406	20,196	20,196	19,843	19,843	18,983	18,983
59°F	20,870	20,870	20,660	20,660	20,295	20,295	19,416	19,416
64°F	21,316	21,316	21,099	21,099	20,728	20,728	19,831	19,831
70°F	21,718	21,718	21,495	21,495	21,124	21,124	20,208	20,208
75°F	22,021	22,021	21,799	21,799	21,415	21,415	20,487	20,487

* Maximum system capacity

TC- Total Capacity (BtuH)

SHC- Sensible Capacity (BtuH)



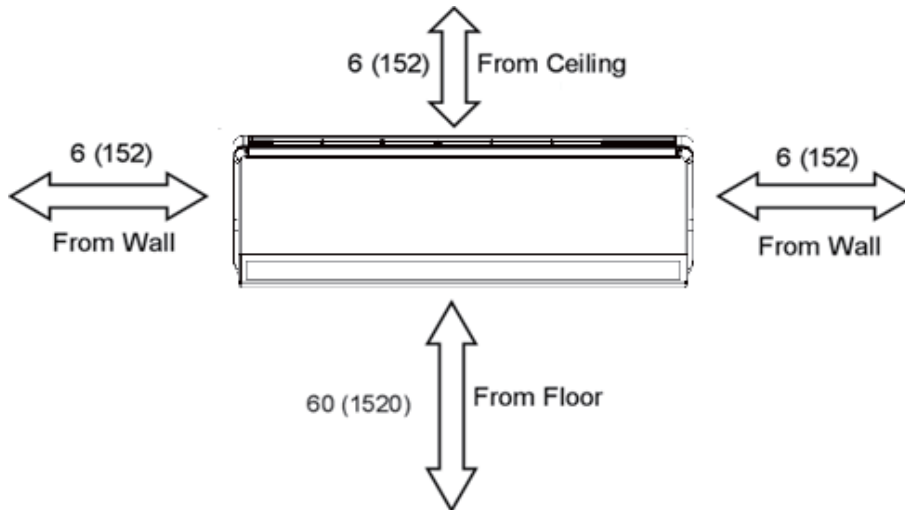
DIMENSIONAL SPECIFICATIONS

KW18HQ2B8D

MINIMUM SPACING REQUIREMENTS

Units: inch (mm)

INDOOR



Units: inch (mm)

OUTDOOR

